


MERLUIN

PORTAILS EN FER FORGE

TARIFS 2008



2 VANTAUX




Mod : 1

3000*1450 : 2304€

3500*1200 : 2400€

3500*1450 : 2520€




Mod : 2

3000*1450 : 2304€

3500*1200 : 2400€

3500*1450 : 2520€




Mod : 3

3000*1450 : 2304€

3500*1200 : 2400€

3500*1450 : 2520€




Mod : 4

3000*1450 : 2304€

3500*1200 : 2400€

3500*1450 : 2520€

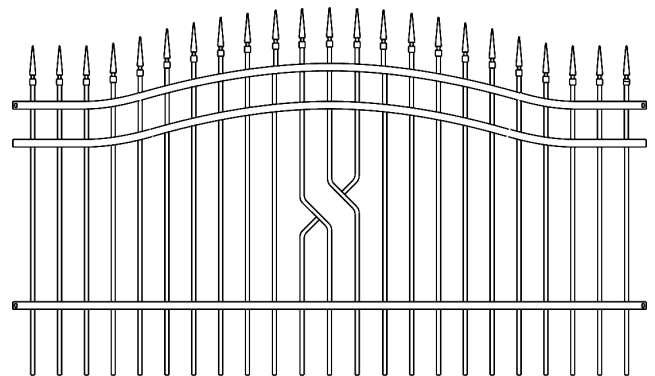


Mod : 5

3000*1450 : 2304€

3500*1200 : 2400€

3500*1450 : 2520€




Mod : 6

3000*1450 : 2304€

3500*1200 : 2400€

3500*1450 : 2520€

2 VANTAUX

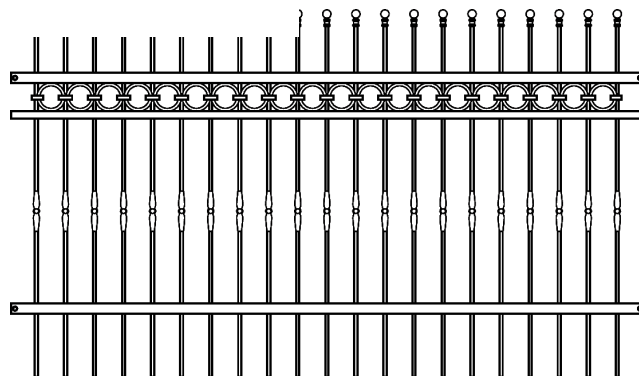


Mod : 7

3000*1450 : 2188€

3500*1200 : 2280€

3500*1450 : 2395€




Mod : 8

3000*1450 : 2188€

3500*1200 : 2280€

3500*1450 : 2395€




Mod : 9

3000*1450 : 2188€

3500*1200 : 2280€

3500*1450 : 2395€




Mod : 10

3000*1450 : 2188€

3500*1200 : 2280€

3500*1450 : 2395€




Mod : 11

3000*1450 : 2188€

3500*1200 : 2280€

3500*1450 : 2395€



Mod : 12

3000*1450 : 1958€

3500*1200 : 2045€

3500*1450 : 2155€

COULISSANTS




Mod : 1

3000*1450 : 2975€

3500*1200 : 2975€

3500*1450 : 3446€




Mod : 2

3000*1450 : 2975€

3500*1200 : 2975€

3500*1450 : 3446€




Mod : 3

3000*1450 : 2975€

3500*1200 : 2975€

3500*1450 : 3446€




Mod : 4

3000*1450 : 2677€

3500*1200 : 2677€

3500*1450 : 3109€

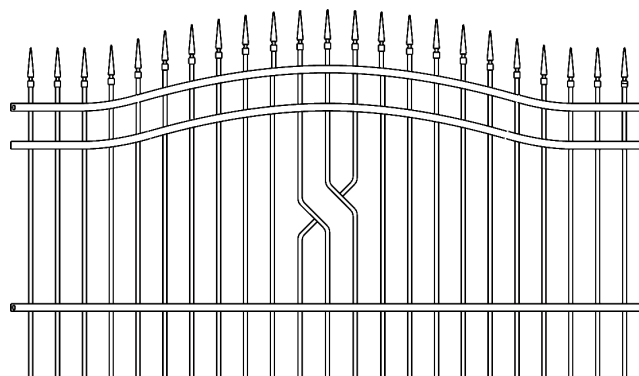


Mod : 5

3000*1450 : 2975€

3500*1200 : 2975€

3500*1450 : 3446€




Mod : 6

3000*1450 : 2975€

3500*1200 : 2975€

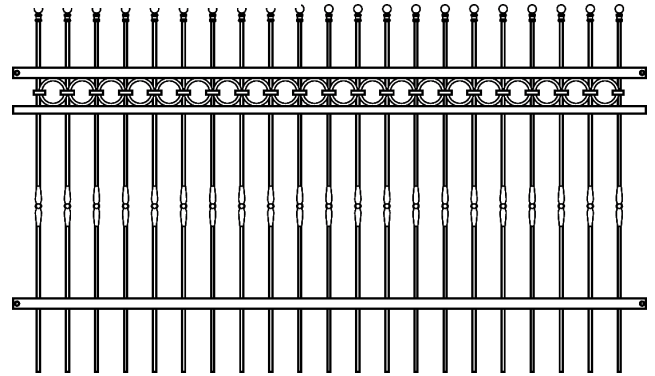
3500*1450 : 3446€

COULISSANTS




Mod : 7

3000*1450 : 2677€
3500*1200 : 2677€
3500*1450 : 3109€




Mod : 8

3000*1450 : 2677€
3500*1200 : 2677€
3500*1450 : 3109€




Mod : 9

3000*1450 : 2677€
3500*1200 : 2677€
3500*1450 : 3109€




Mod : 10

3000*1450 : 2677€
3500*1200 : 2677€
3500*1450 : 3109€



Mod : 11

3000*1450 : 2677€
3500*1200 : 2677€
3500*1450 : 3109€



Mod : 12

3000*1450 : 2316€
3500*1200 : 2316€
3500*1450 : 2412€

LAQUAGE EPOXY - PORTAIL à 2 VANTAUX			
	Largeur entre Poteaux et Hauteur Max des Vantaux		
	3000*1450	3500*1200	3500*1450
Vantaux Asymétriques	+ 10%		
Laqué Epoxy RAL Std 5010-6005-7016-7030- 8014-9005-9016	+ 25%		
Couleur Fonte Anthracite	+ 40%		
Serrure Ext. en INOX	145 €		

MOTORISATION PORTAIL & KIT ACCESSOIRES	
Motorisation à Bras Articulés	Largeur Portail < = 3500 1164 €
Cell Photo Electriques	140 €
Signal Lumineux "Giro"	110 €
Antenne Extérieure	158 €
TélCde 4 Canaux	64 €

CARACTERISTIQUES MOTORISATION PORTAIL 2 VANTAUX				
Efficacité	Voltage	Puissance Absorbé	Vitesse Ouverture	Position En Butée
60 Cycles / 24h	24 Volts	± 100 W	20 Sec	Fin de Course

LAQUAGE EPOXY - PORTAIL COULISSANT	
Laqué Epoxy RAL Std 5010-6005-7016-7030- 8014-9005-9016	+ 20%
Couleur Fonte Anthracite	+ 35%
Serrure Ext. en INOX	145 €

MOTORISATION PORTAIL & KIT ACCESSOIRES		
Motorisation Installée à l'Intérieur du Poteau	L Portail < = 3500	L Portail > 3500
	975 €	1100 €
Cell Photo Electriques	1164 €	
Signal Lumineux "Giro"	140 €	
Antenne Extérieure	110 €	
TélCde 4 Canaux	158 €	

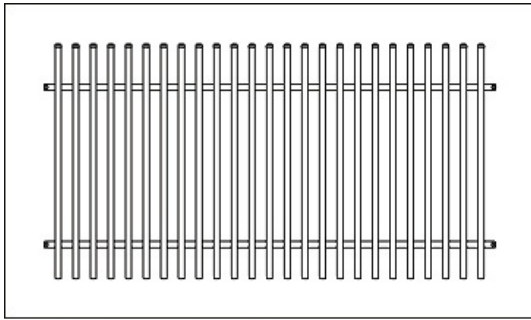
CARACTERISTIQUES MOTORISATION PORTAIL COULISSANT			
Efficacité	Voltage	Puissance Absorbé	Vitesse Ouverture
60 Cycles / 24h	24 Volts	± 150 W	10 mt/mn

CLOTURES			
	DIMENSIONS STANDARD		
	2500*900	2500*1200	2500*1450
Panneau de Clôture	778 €	858 €	950 €
Laqué Epoxy RAL Std 5010-6005-7016-7030- 8014-9005-9016	+ 20%		
Couleur Fonte Structurée Anthracite	+ 35%		
REPLISSAGE	2500*1200	2500*1450	
	270 €	300 €	
RAL Standard	123 €	130 €	
Couleur Fonte Anthracite	150 €	160 €	


PORTILLONS ASSORTIS			
	800-900*1200	950-1050*1450	1100-1000*1750
Portillon	780 €	860 €	940 €
Serrure	300 €		
Serrure Electromagnétique	120 €		
REPLISSAGE	1000*1200	1000*1450	
	270 €	300 €	
Laqué Epoxy RAL Std 5010-6005-7016-7030- 8014-9005-9016	+ 20%		
Couleur Fonte Anthracite	+ 35%		

POTEAUX			
	Pour ht 1200	Pour ht 1450	Pour ht 1750
1 Poteau à Sceller 80*80	144 €	177 €	195 €
Laqué Epoxy RAL Std 5010-6005-7016-7030- 8014-9005-9016	163 €	201 €	224 €
1 Poteau à Sceller 100*100	185 €	204 €	220 €
Laqué Epoxy RAL Std 5010-6005-7016-7030- 8014-9005-9016	214 €	230 €	249 €

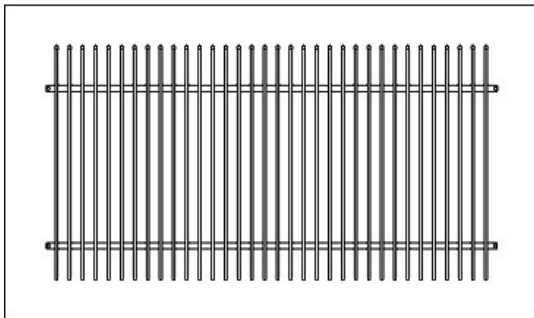
COULEUR SPECIALE POUR TOUS LES POTEAUX	
Couleur Fonte Anthracite	+ 15%



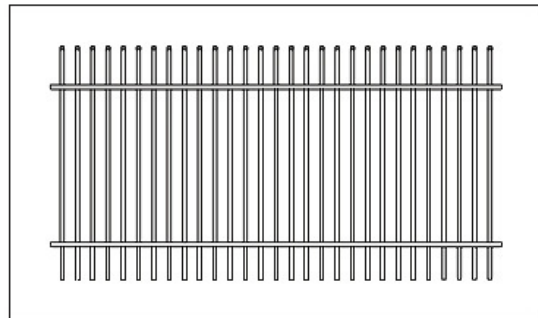
1. AW.10.01* (□ 40x27).



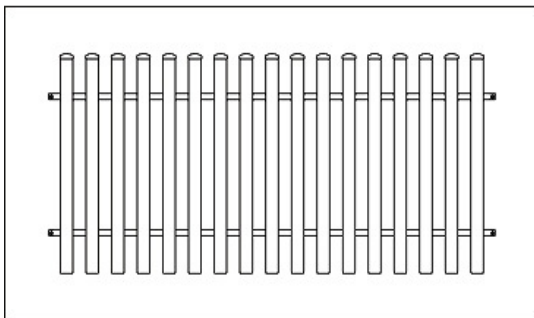
2. AW.10.02* (□ 18x30).




4. AW.10.05* (□ 20x20).



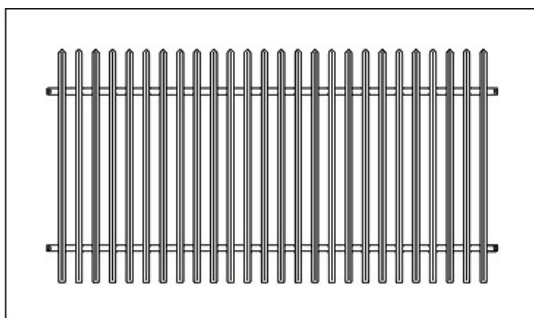
5. AW.10.06* (◇ 20x20 przelotowo).



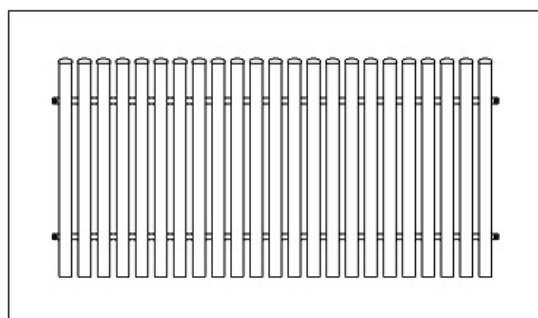
7. AW.10.17* (□ 70x20).




8. AW.10.30* (〰 40).



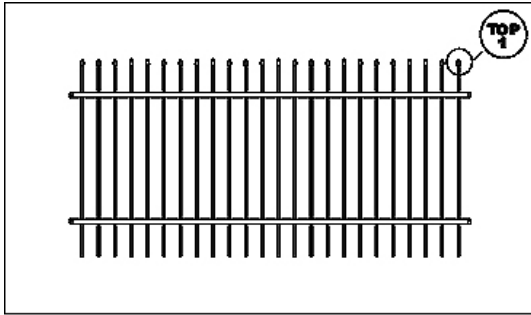
3. AW.10.03* (△ 30x30).



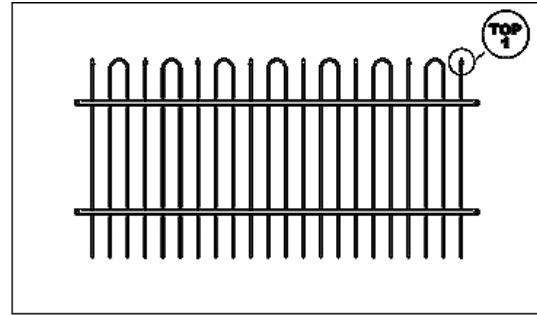
6. AW.10.16* (□ 70x20).



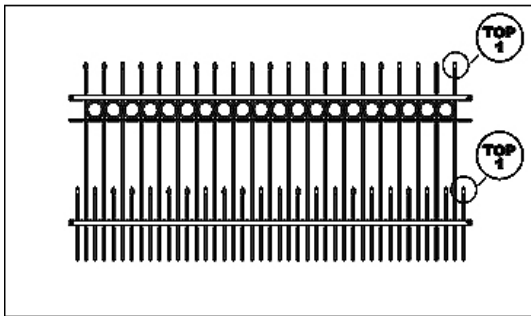
9. AW.10.37 (〰 40).



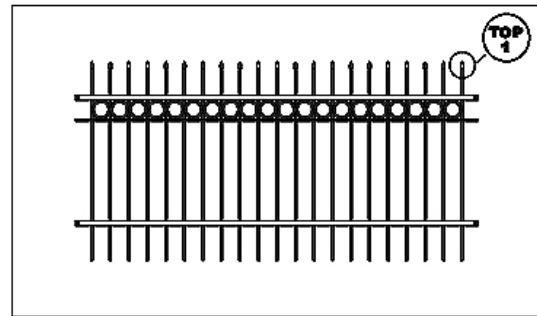
Rys. 10. AW.10.07.*



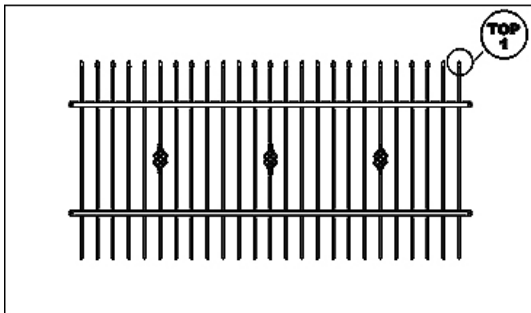
Rys. 11. AW.10.08.



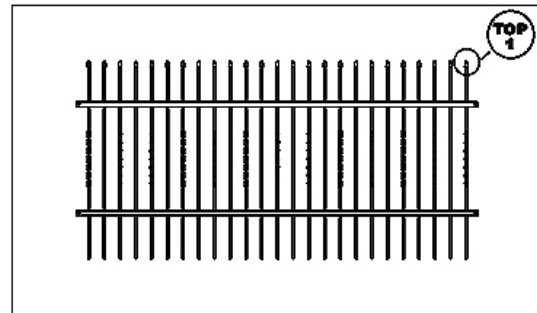
Rys. 13. AW.10.12.*



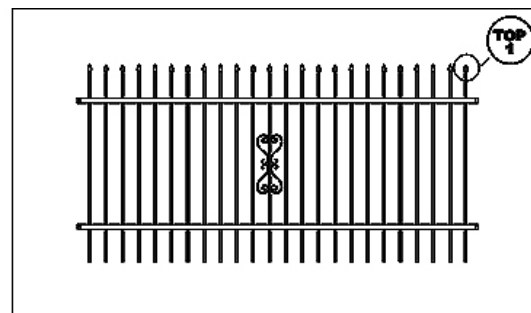
Rys. 14. AW.10.14.*



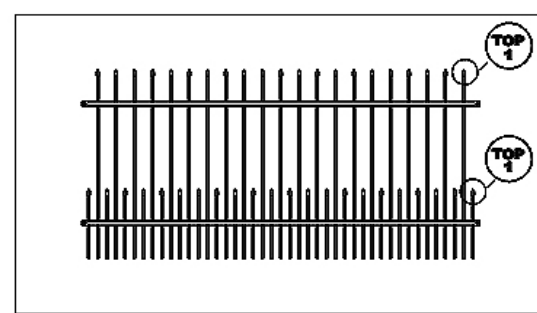
Rys. 16. AW.10.22.*




Rys. 17. AW.10.23.*



Rys. 12. AW.10.09.*




Rys. 15. AW.10.15.*

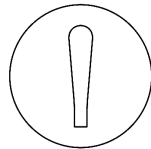


Rys. 18. AW.10.24.*

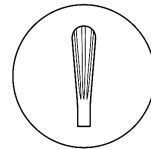
Têtes de lance au choix Modèles « **STYLE** »



19. Grot TOP 1.




20. Grot TOP 3.

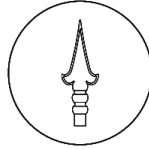


21. Grot TOP 4.

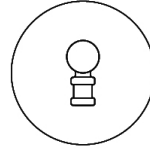
Têtes de lance au choix Modèles « **LUX** »



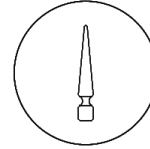
38. Grot - A.




39. Grot - E.




40. Grot - K.



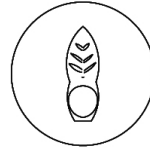
41. Grot - O



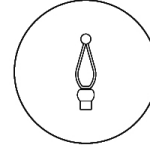
43. Grot - TOP 3.



44. Grot - TOP 4.



45. Grot - TOP 5.



42. Grot - W.

Couleurs Disponibles



blue
RAL 5010
mat



green
RAL 6005
mat



grey
RAL 7016
mat



grey
RAL 7030
mat



brown
RAL 8014
mat



red
RAL 3005
mat



grey
RAL 7040
mat




brown
RAL 8017
mat



brown
RAL 8019
mat



black
RAL 9005
mat



white
RAL 9016
mat



black
RAL 9005
mat structure